



DUVAL COUNTY PUBLIC SCHOOLS  
 JULIA LANDON MIDDLE  
 1819 Thacker Ave, Jacksonville, FL 32207-3397  
 904-346-5650



School Hours: 8:10 AM - 2:55 PM      Grades: 06-08

SUPERINTENDENT  
 Dr. Dana Kriznar  
 kriznard@duvalschools.org

BOARD MEMBER  
 Cynthia Pearson  
 pearsonc1@duvalschools.org

REGIONAL SUPERVISOR  
 Dr. Denise Hall  
 halld@duvalschools.org

PRINCIPAL  
 Ryan Casey  
 caseyr@duvalschools.org

ENROLLMENT

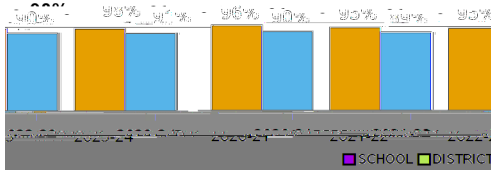
School Year	Enrollment	06	07	08
2020-21	863	253	352	258
2021-22	849	250	256	343
2022-23	806	323	238	245
2023-24	847	288	322	237

# SCHOOL CLIMATE

Suspension Event % is determined by the number of total Referrals that had an Internal/Out of School event as part of the Referral.

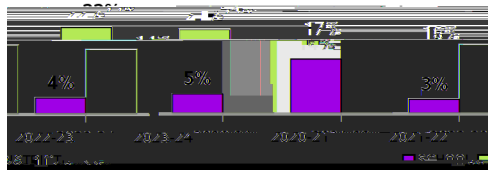
## Average Daily Attendance

	SCHOOL	DISTRICT
2020-21	98%	91%
2021-22	96%	90%
2022-23	95%	89%
2023-24	95%	90%




## Internal Suspension Events

	SCHOOL	DISTRICT
2020-21	5%	22%
2021-22	14%	21%
2022-23	3%	17%
2023-24	4%	16%



## Out of School Suspension Events

	SCHOOL	DISTRICT
2020-21	6%	16%
2021-22	5%	19%
2022-23	3%	21%
2023-24	4%	22%



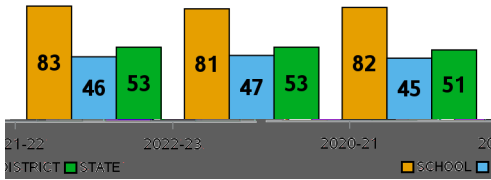
# STUDENT PERFORMANCE

Achievement - Percentage of full-year enrolled students who achieved a passing score (level 3+).

Gain - Percentage of full-year enrolled students who achieved a learning gain from the prior year to the current year. No gains were reported in 2022-23.


## ELA Achievement

	SCHOOL	DISTRICT	STATE
2020-21	83	46	53
2021-22	81	47	53
2022-23	82	45	51



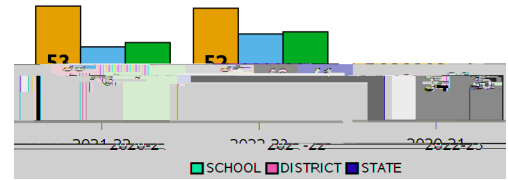
## ELA Gains

	SCHOOL	DISTRICT	STATE
2020-21	65	46	49
2021-22	61	51	53




## ELA Gains (Bottom Quartile)

	SCHOOL	DISTRICT	STATE
2020-21	53	34	36
2021-22	52	40	41



## Math Achievement

	SCHOOL	DISTRICT	STATE
2020-21	88	46	48
2021-22	87	51	53
2022-23	91	51	54



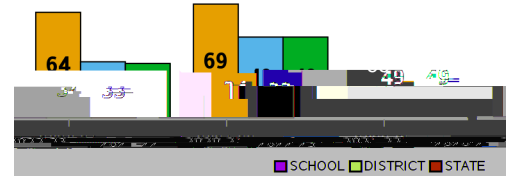
## Math Gains

	SCHOOL	DISTRICT	STATE
2020-21	64	37	39
2021-22	72	55	58




## Math Gains (Bottom Quartile)

	SCHOOL	DISTRICT	STATE
2020-21	64	34	33
2021-22	69	49	49



## Science Achievement

	SCHOOL	DISTRICT	STATE
2020-21	86	47	52
2021-22	81	47	53
2022-23	76	51	55



## Social Studies Achievement

Only applies for Middle & High School


	SCHOOL	DISTRICT	STATE
2020-21	95	63	65
2021-22	96	66	69
2022-23	90	65	67



## Middle-School Acceleration

Efficient in a High School Honors Course, or earned an Industry Certification the prior year.

	SCHOOL	DISTRICT	STATE
2020-21	92	72	67
2021-22	88	80	74
2022-23	91	79	72



## College & Career Acceleration

Percentage of graduates who earned a Dual Enrollment College Credit, an Industry Certification or passed an AP, AICE, or IB exam.

	DISTRICT	STATE
2020-21	79	63
2021-22	72	63
2022-23	75	66

