



DUVAL COUNTY PUBLIC SCHOOLS JEAN RIBAUTL HIGH

3701 Winton Dr, Jacksonville, FL 32208-2998
904-924-3092

School Hours: 7:00 AM - 2:10 PM Grades: 09-12



SUPERINTENDENT
Dr. Dana Kriznar
kriznard@duvalschools.org

BOARD MEMBER
Darryl Willie
willied@duvalschools.org

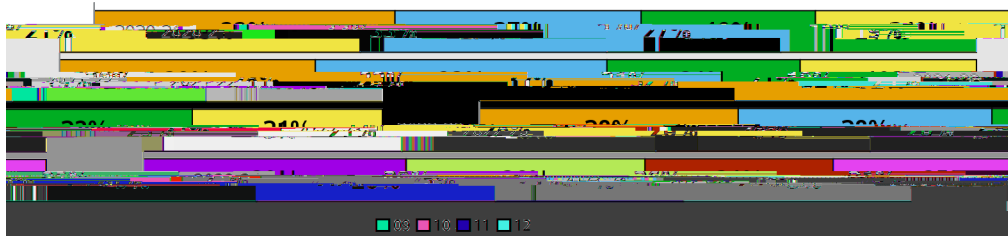
REGIONAL SUPERVISOR
Timothy Simmons
simmonst@duvalschools.org

PRINCIPAL
Dr. Gregory Bostic
bosticg@duvalschools.org


ENROLLMENT

School Year	Enrollment	09	10	11	12
2020-21	1,378	452	370	262	294
2021-22	1,248	348	397	263	240
2022-23	1,326	374	367	310	275
2023-24	1,256	360	327	258	311

Enrollment by Grade




Total Enrollment



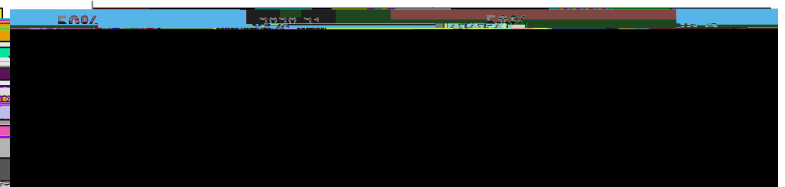
DEMOGRAPHICS

School Year	African American	Hispanic	White	Other	Female	Male	English Language	Economically Disadvantaged	Student with Disabilities
2020-21	93%	2%	3%	2%	50%	50%	1%	68%	17%
2021-22	92%	3%	3%	2%	50%	50%	1%	69%	19%
2022-23	91%	3%	4%	2%	50%	50%	1%	69%	20%
2023-24	89%	4%	4%	3%	52%	48%	2%	71%	21%

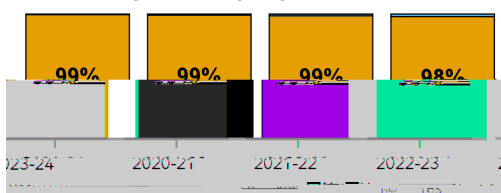
Race/Ethnicity Breakdown



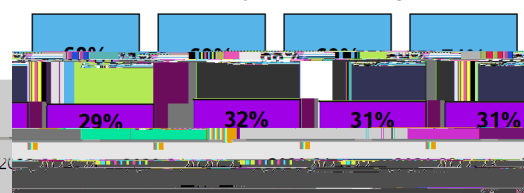
Gender Breakdown



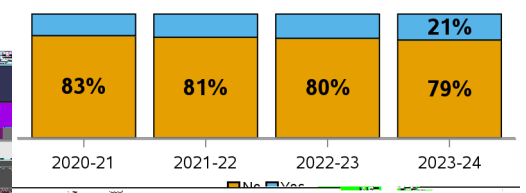
English Language Learners



Economically Disadvantaged



Students with Disabilities



SCHOOL GRADES

School grades were optional for the 2020-21 school year. A missing grade means data is not available to report.


2020-21	2021-22	2022-23
	C	C

SCHOOL CLIMATE

Suspension Event % is determined by the number of total Referrals that had an Internal/Out of School event as part of the Referral.

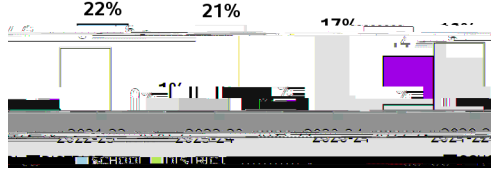
Average Daily Attendance

	SCHOOL	DISTRICT
2020-21	85%	91%
2021-22	84%	90%
2022-23	82%	89%
2023-24	83%	90%



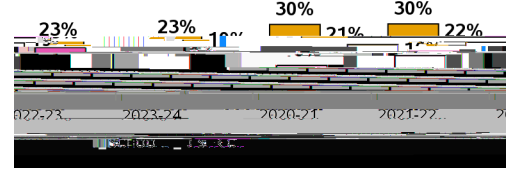
Internal Suspension Events

	SCHOOL	DISTRICT
2020-21	1%	22%
2021-22	1%	21%
2022-23	14%	17%
2023-24	0%	16%



Out of School Suspension Events

	SCHOOL	DISTRICT
2020-21	23%	16%
2021-22	23%	19%
2022-23	30%	21%
2023-24	30%	22%



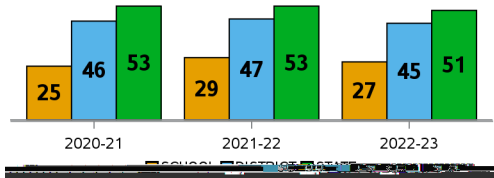
STUDENT PERFORMANCE

Achievement - Percentage of full-year enrolled students who achieved a passing score (level 3+).

Gain - Percentage of full-year enrolled students who achieved a learning gain from the prior year to the current year. No gains were reported in 2022-23.


ELA Achievement

	SCHOOL	DISTRICT	STATE
2020-21	25	46	53
2021-22	29	47	53
2022-23	27	45	51



ELA Gains

	SCHOOL	DISTRICT	STATE
2020-21	35	46	49
2021-22			53



ELA Gains (Bottom Quartile)

	SCHOOL	DISTRICT	STATE
2020-21			
2021-22			