




SUPERINTENDENT
 Dr. Dana Kriznar
 kriznard@duvalschools.org

PRINCIPAL
 James Stuckey
 stuckeyj@duvalschools.org

School Year	06	07	08
2020-21	31	329	324
2021-22	318	340	318
2022-23	332	301	331
2023-24	331	315	286




School Year	African American	Hispanic	White	Other	Female	Male	English Language	Economically Disadvantaged	
2020-21	39%	5%	32%	24%	50%	50%	0%	23%	4%
2021-22	39%	6%	30%	24%	51%	49%	0%	26%	5%
2022-23	39%	6%		23%					

SCHOOL CLIMATE

Suspension Event % is determined by the number of total Referrals that had an Internal/Out of School event as part of the Referral.


Average Daily Attendance

	SCHOOL	DISTRICT
2020-21	98%	91%
2021-22	96%	90%
2022-23	94%	89%
2023-24	95%	90%




Internal Suspension Events

	SCHOOL	DISTRICT
2020-21	23%	22%
2021-22	25%	21%
2022-23	18%	17%
2023-24	17%	16%



Out of School Suspension Events

	SCHOOL	DISTRICT
2020-21	8%	16%
2021-22	15%	19%
2022-23	15%	21%
2023-24	23%	22%



STUDENT PERFORMANCE