



ಕರ್ನಾಟಕ ಸರ್ಕಾರದ ಆರೋಗ್ಯ ಮತ್ತು ಕುಟುಂಬ ಕಲ್ಯಾಣ ಇಲಾಖೆ
KARNATAKA GOVT. DEPT. OF HEALTH & FAMILY WELFARE

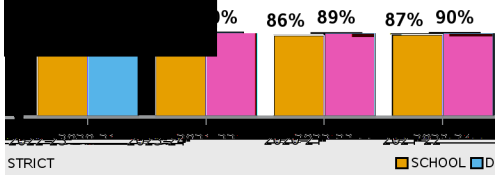


SCHOOL CLIMATE

Suspension Event % is determined by the number of total Referrals that had an Internal/Out of School event as part of the Referral.

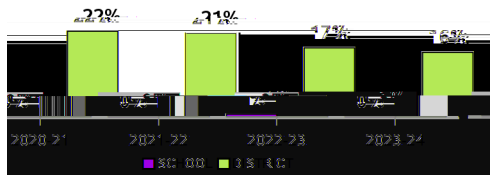
Average Daily Attendance

		DISTRICT
2020-21	86%	91%
	85%	90%
	86%	89%
	87%	90%



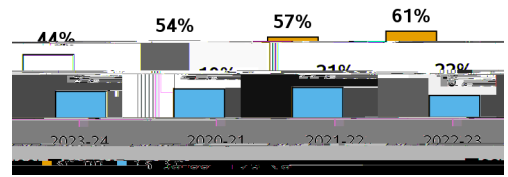
Internal Suspension Events

	SCHOOL	DISTRICT
2020-21	0%	22%
2021-22	0%	21%
2022-23	1%	17%
2023-24	0%	16%



Suspension Events

	SCHOOL	DISTRICT
2020-21	44%	16%
2021-22	54%	19%
2022-23	57%	21%
2023-24	61%	22%



Achievement - Percentage of full-ya0.569 0.569 0.569 RG 0.24 w [j]0 dDe0.24 rolled2PERFORMANCE