



DUVAL COUNTY PUBLIC SCHOOLS
SAMUEL W. WOLFSON HIGH

7000 Powers Ave, Jacksonville, FL 32217-3398
904-739-5265

School Hours: 8:10 AM - 2:55 PM Grades: 09-12



SUPERINTENDENT

Dr. Dana Kriznar
kriznard@duvalschools.org

BOARD MEMBER

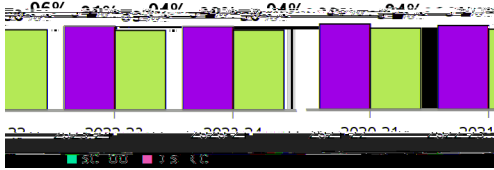
Cynthia Pearson
pearsonc1@duvalschools.org

SCHOOL CLIMATE

Suspension Event % is determined by the number of total Referrals that had an Internal/Out of School event as part of the Referral.

Average Daily Attendance

	SCHOOL	DISTRICT
2020-21	96%	91%
2021-22	94%	90%
2022-23	94%	89%
2023-24	94%	90%



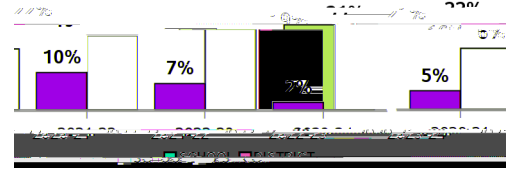
Internal Suspension Events

	SCHOOL	DISTRICT
2020-21	46%	22%
2021-22	26%	21%
2022-23	35%	17%
2023-24	10%	16%



Out of School Suspension Events

	SCHOOL	DISTRICT
2020-21	5%	16%
2021-22	10%	19%
2022-23	7%	21%
2023-24	2%	22%



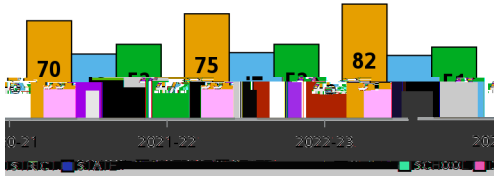
STUDENT PERFORMANCE

Achievement - Percentage of full-year enrolled students who achieved a passing score (level 3+).

Gain - Percentage of full-year enrolled students who achieved a learning gain from the prior year to the current year. No gains were reported in 2022-23.


ELA Achievement

	SCHOOL	DISTRICT	STATE
2020-21	70	46	53
2021-22	75	47	53
2022-23	82	45	51




ELA Gains

	SCHOOL	DISTRICT	STATE
2020-21	61	46	49
2021-22	65	51	53



ELA Gains (Bottom Quartile)

	SCHOOL	DISTRICT	STATE
2020-21	42	34	36
2021-22	49	40	41




Math Achievement

	SCHOOL	DISTRICT	STATE
2020-21	48	46	48
2021-22	56	51	53
2022-23	79	51	54



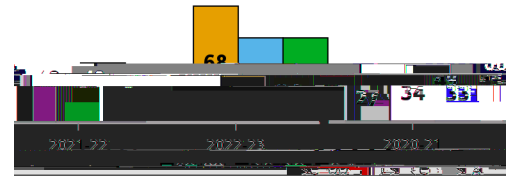
Math Gains

	SCHOOL	DISTRICT	STATE
2020-21	26	37	39
2021-22	56	55	58



Math Gains (Bottom Quartile)

	SCHOOL	DISTRICT	STATE
2020-21	27	34	33
2021-22	68	49	49



Science Achievement

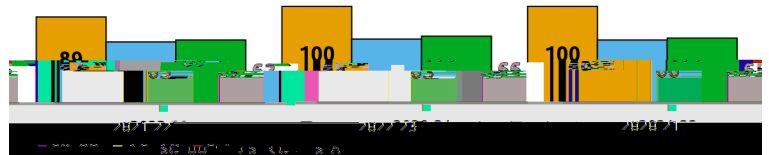
	SCHOOL	DISTRICT	STATE
2020-21	81	47	52
2021-22	69	47	53
2022-23	89	51	55



Social Studies Achievement

Only applies for Middle & High School

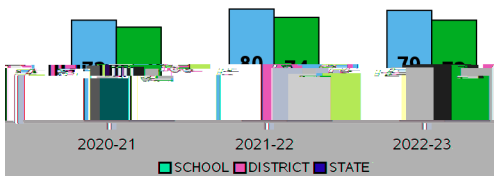
	SCHOOL	DISTRICT	STATE
2020-21	89	63	65
2021-22	100	66	69
2022-23	100	65	67



Middle-School Acceleration

This is the percentage of 8th grade students who are proficient in a High School Honors Course, or earned an Industry Certification the prior year.

	DISTRICT	STATE
2020-21	72	67
2021-22	80	74
2022-23	79	72



College & Career Acceleration

Percentage of graduates who earned a Dual Enrollment College Credit, an Industry Certification or passed an AP, AICE, or IB exam.

	SCHOOL	DISTRICT	STATE
2020-21	91	79	63
2021-22	94	72	63
2022-23	97	75	66



Four-Year Graduation Rate

Percentage of graduates who graduated within 4 years.

	SCHOOL	DISTRICT	STATE
2020-21	97	90	90
2021-22	91	90	90
2022-23	98	86	88

