



DUVAL COUNTY PUBLIC SCHOOLS  
 MERRILL ROAD ELEMENTARY  
 8239 Merrill Rd, Jacksonville, FL 32277-2999  
 904-745-4919



School Hours: 8:15 AM - 2:45 PM      Grades: PK-02

SUPERINTENDENT  
 Dr. Dana Kriznar  
 kriznard@duvalschools.org

BOARD MEMBER  
 Dr. Kelly Coker  
 cokerk@duvalschools.org

REGIONAL SUPERVISOR  
 Latrese Fann  
 fannl@duvalschools.org

PRINCIPAL  
 Natasha Clark  
 clarkn@duvalschools.org

ENROLLMENT

School Year	Enrollment	PK	KG	01	02
2020-21	539	86			

# SCHOOL CLIMATE

Suspension Event % is determined by the number of total Referrals that had an Internal/Out of School event as part of the Referral.

## Average Daily Attendance

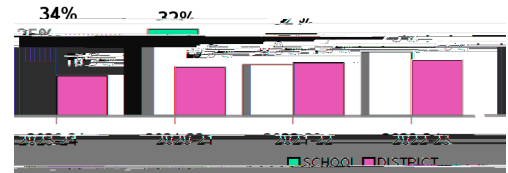
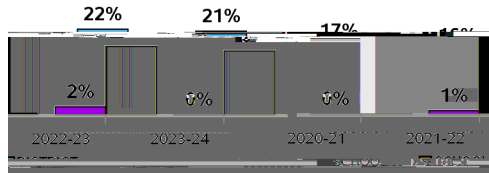
	SCHOOL	DISTRICT
2020-21	90%	91%
2021-22	90%	90%
2022-23	90%	89%
2023-24	90%	90%

## Internal Suspension Events

	SCHOOL	DISTRICT
2020-21	0%	22%
2021-22	1%	21%
2022-23	2%	17%
2023-24	0%	16%

## Out of School Suspension Events

	SCHOOL	DISTRICT
2020-21	34%	16%
2021-22	32%	19%
2022-23	20%	21%
2023-24	25%	22%




# STUDENT PERFORMANCE

Achievement - Percentage of full-year enrolled students who achieved a passing score (level 3+).

Gain - Percentage of full-year enrolled students who achieved a learning gain from the prior year to the current year. No gains were reported in 2022-23.

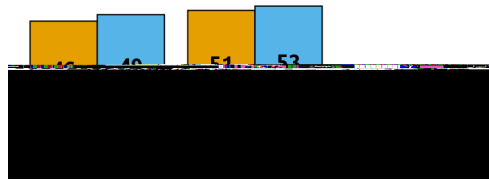
## ELA Achievement

	DISTRICT	STATE
2020-21	46	53
2021-22	47	53
2022-23	45	51




## ELA Gains

	DISTRICT	STATE
2020-21	46	49
2021-22	51	53



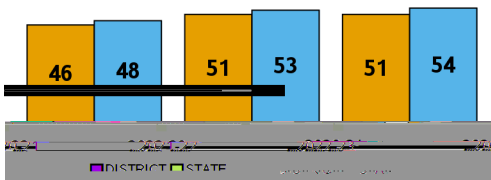
## ELA Gains (Bottom Quartile)

	DISTRICT	STATE
2020-21	34	36
2021-22	40	41




## Math Achievement

	DISTRICT	STATE
2020-21	46	48
2021-22	51	53
2022-23	51	54



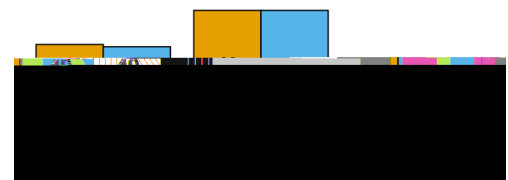
## Math Gains

	DISTRICT	STATE
2020-21	37	39
2021-22	55	58



## Math Gains (Bottom Quartile)

	DISTRICT	STATE
2020-21	34	33
2021-22	49	49



## Science Achievement

	DISTRICT	STATE
2020-21	47	52
2021-22	47	53
2022-23	51	55



## Social Studies Achievement

Only applies for Middle & High School


	DISTRICT	STATE
2020-21	63	65
2021-22	66	69
2022-23	65	67



## Middle-School Acceleration

This is the percentage of 8th grade students who are proficient in a High School Honors Course, or earned an Industry Certification the prior year.

	DISTRICT	STATE
2020-21	72	67



## College & Career Acceleration

Percentage of graduates who earned a Dual Enrollment College Credit, an Industry Certification or passed an AP/IB course.

	DISTRICT	STATE
2020-21	79	63
		63
		66

