



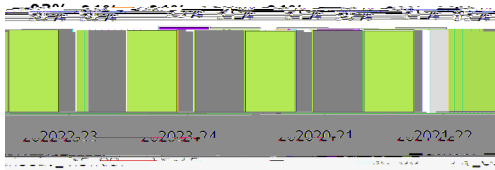
DUVAL COUNTY PUBLIC SCHOOLS
[Redacted text]

SCHOOL CLIMATE

Suspension Event % is determined by the number of total Referrals that had an Internal/Out of School event as part of the Referral.


Average Daily Attendance

	SCHOOL	DISTRICT	DISTRICT
2020-21	93%	91%	2020-21
2021-22	91%	90%	
2022-23	91%	89%	2022-23
2023-24	90%	90%	



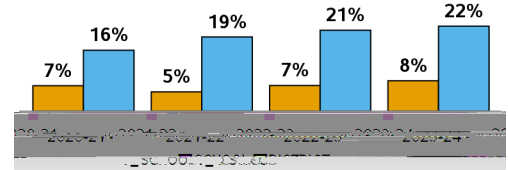
Internal Suspension Events

	SCHOOL	DISTRICT
2020-21	30%	22%
2021-22	35%	21%
2022-23	38%	17%
2023-24	43%	16%



Out of School Suspension Events

	SCHOOL	DISTRICT
2020-21	7%	16%
2021-22	5%	19%
2022-23	7%	21%
2023-24	8%	22%




STUDENT PERFORMANCE

Achievement - Percentage of full-year enrolled students who achieved a passing score (level 3+).

Gain - Percentage of full-year enrolled students who achieved a learning gain from the prior year to the current year. No gains were reported in 2022-23.

ELA Achievement

	SCHOOL	DISTRICT	STATE
2022-23	47	46	53
2022-23	44	45	51



LA AchievEMC/728 0.000rg 0.000 (Bottom Qua000le)0.000 0.000 RG 0.24 w 2S0 d J672.96 61.68 0.24 re B d d

