



SUPERINTENDENT
 Dr. Dana Kriznar
 kriznard@duvalschools.org

BOARD MEMBER
 Darryl Willie
 willied@duvalschools.org


REGIONAL SUPERVISOR
 Latrese Fann
 fannl@duvalschools.org

PRINCIPAL
 Michelle Quarles
 quarlesm@duvalschools.org


ENROLLMENT

School Year	Enrollment	PK	KG	01	02	03	04	05
2020-21	232	16	26	27	44	31	45	43
2021-22	245	20	34	34	38	42	35	42
2022-23	225	20	34	29	29	41	40	32
2023-24	223	.	44	40	28	24	40	47

Enrollment by Grade




Total Enrollment




DEMOGRAPHICS

School Year	African American	Hispanic	White	Other	Female	Male	English Language	Economically Disadvantaged	Student with Disabilities
2020-21	76%	13%	6%	5%	51%	49%	10%	69%	16%
2021-22	75%	16%	7%	2%	47%	53%	10%	71%	16%
2022-23	71%	16%	10%	4%	46%	54%	12%	71%	15%
2023-24	60%	26%	10%	4%	44%	56%	23%	68%	9%


Race/Ethnicity Breakdown




Gender Breakdown



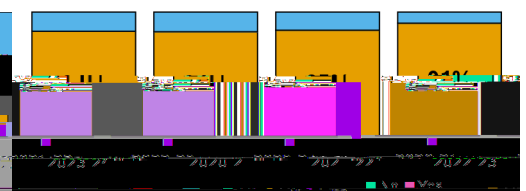
English Language Learners



Economically Disadvantaged



Students with Disabilities



SCHOOL GRADES

School grades were optional for the 2020-21 school year. A missing grade means data is not available to report.

2020-21	2021-22	2022-23
	C	C

