



SUPERINTENDENT
 Dr. Dana Kriznar
 kriznard@duvalschools.org

BOARD MEMBER
 Darryl Willie
 willied@duvalschools.org

REGIONAL SUPERVISOR
 Latrese Fann
 fannl@duvalschools.org

PRINCIPAL
 Mychelle Grover
 grovern@duvalschools.org

ENROLLMENT

School Year	Enrollment	PK	KG	01	02	03	04	05
2020-21	578	20	77	74	95	100	119	93
2021-22	583	.	86	90	97	107	99	104
2022-23	545	.	51	108	97	89	104	96
2023-24	523	.	77	63	106	104	78	95

Enrollment by Grade



Total Enrollment



DEMOGRAPHICS

School Year	African American	Hispanic	
-------------	------------------	----------	--

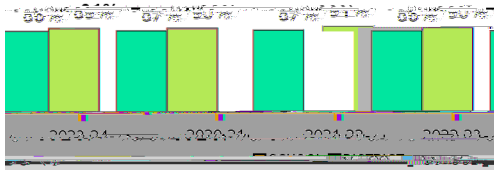
--	--	--	--

SCHOOL CLIMATE

Suspension Event % is determined by the number of total Referrals that had an Internal/Out of School event as part of the Referral.

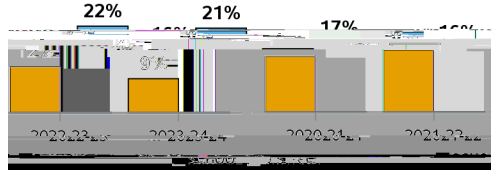
Average Daily Attendance

	SCHOOL	DISTRICT
2020-21	87%	91%
2021-22	86%	90%
2022-23	86%	89%
2023-24	87%	90%




Internal Suspension Events

	SCHOOL	DISTRICT
2020-21	14%	22%
2021-22	16%	21%
2022-23	12%	17%
2023-24	9%	16%



Out of School Suspension Events

	SCHOOL	DISTRICT
2020-21	14%	16%
2021-22	38%	19%
2022-23	30%	21%
2023-24	35%	22%

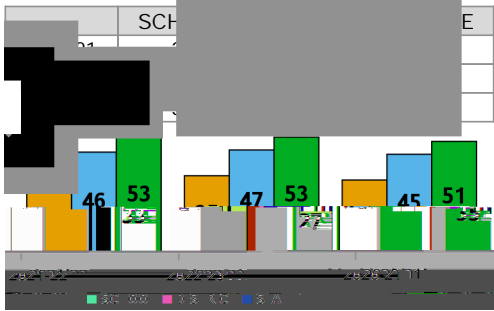


STUDENT PERFORMANCE

Achievement - Percentage of full-year enrolled students who achieved a passing score (level 3+).

Gain - Percentage of full-year enrolled students who achieved a learning gain from the prior year to the current year. No gains were reported in 2022-23.

ELA Achievement



ELA Gains

